

110527

Shark
ACCESSORIES

Dust-Away™ Hard Floor Attachment Instructions & Micro Fiber Pad Care

1 Attach

Slip two of the tabs between the suction nozzle and the duster base and attach them to the front fasteners on the base. Then pull the other two tabs tightly around to the back fasteners on the base. For best results, ensure that the pad is flat against the bottom surface and secured tightly.

2 Use

Use the *Dust-Away™* to clean dry bare floor surfaces. Do not use to clean damp floors or wet / sticky messes. Only use pads provided by Shark®, which are designed to work with the *Dust-Away™* attachment.

3 Care

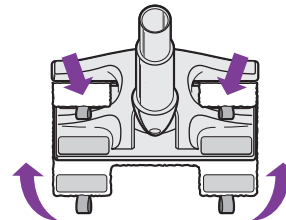
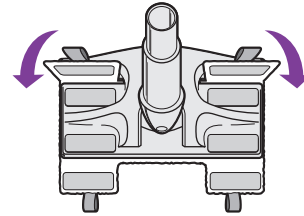
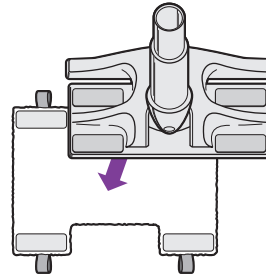
Wash the pads separately with warm water either in the washing machine or by hand using liquid detergent.

Do not use bleach or fabric softeners as they may damage or leave a coating that will reduce the cleaning performance of the pads.

Tumble dry low or line dry to extend the life of the micro-fiber fabric.



1



Replacement 3-4 months

For best floor cleaning results, we recommend replacing your micro-fiber pads every 3-4 months following normal use.

You can find and purchase replacement micro-fiber dusting pads and accessories at www.sharkclean.com

TOLL FREE: 1-800-798-7398

www.sharkclean.com